

Format of holding of specified securities

Annexure - I

1 **Name of Listed Entity : ACCURATE INVESTMENT COMPANY LIMITED.**

2 Scrip Code/Name of Scrip/Class of Security : 011163 EQUITY SHARES

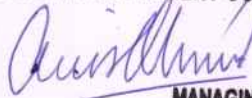
3 Share Holding Pattern Filed under: Reg. 31(1) ( b ) : **Quarter Ended 30/06/24**

4 Declaration:

	Particulars	Yes	No
1	Whether the Listed Entity has issued any partly paid up shares		NO
2	Whether the Listed Entity has issued any Convertible Securities or Warrants?		NO
3	Whether the Listed Entity has any shares against which depository receipt are issued?		NO
4	Whether the Listed Entity has any shares in locked-in?		NO
5	Whether any shares held by promoters are pledge or otherwise encumbered?		NO

5 The tabular format for disclosure of holding of specified securities is as follows:-

**For ACCURATE INVESTMENT COMPANY LTD.**

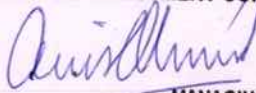


**MANAGING DIRECTOR**

**Table I - Summary Statement holding of specified securities**

Category (I)	Category of shareholder (II)	Nos. of shareholders (III)	No. of fully paid-up equity shares held (IV)	No. of partly paid-up equity shares held (V)	No. of shares underlying Depository Receipt (VI)	Total nos. shares held (VII) = (IV)+(V)+(VI)	Shareholding as a % of total no. of shares (calculated as per SCRR, 1957) (VIII) As a % of (A+B+C2)	Number of Voting Rights held in each class of securities (IX)				No. of Shares Underlying convertible securities (Including Warrants) (X)	Shareholding as a % assuming full conversion of convertible securities (as a percentage of diluted share capital) (XI)=(VII)+(X) as a % of (A+B+C)	Number of Locked in shares (XII)		Number of Shares pledged or otherwise encumbered (XIII)		Number of equity shares held in dematerialized form (XIV)
								No. of Voting Rights			Total as a % of (A+B+C)			No. (a)	As a % of total Shares held (b)	No. (a)	As a % of total Shares held (b)	
								Class eg:x	Class eg:y	Total								
(A)	Promoter & Promoter Group	6	224200			224200	91.510											
(B)	Public	3	20800			20800	8.490											
(C)	Non Promoter - Non Public																	
(C1)	Shares underlying DRs																	
(C2)	Shares held by Employee Trusts																	
	<b>TOTAL</b>	<b>9</b>	<b>245000</b>	<b>0</b>	<b>0</b>	<b>245000</b>	<b>100</b>	<b>0</b>	<b>0</b>	<b>0</b>	<b>0</b>	<b>0</b>	<b>0</b>	<b>0</b>	<b>0</b>	<b>0</b>	<b>0</b>	<b>0</b>

For ACCURATE INVESTMENT COMPANY LTD.

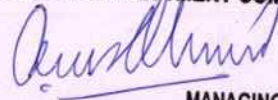


MANAGING DIRECTOR

**Table II - Statement showing shareholding pattern of the Promoter and Promoter Group**

	Category & Name of shareholders (I)	PAN (II)	Nos. of shareholders (III)	No. of fully paid-up equity shares held (IV)	No. of partly paid-up equity shares held (V)	Nos. of shares underlying Depository Receipt (VI)	Total nos. shares held (VII) = (IV)+(V)+(VI)	Shareholding % calculated as per SCRR, 1957 As a % of (A+B+C2) (VIII)	Number of Voting Rights held in each class of securities (IX)				No. of Shares Underlying Outstanding convertible securities (including Warrants) (X)	Shareholding as a % assuming full conversion of convertible securities (as a percentage of diluted share capital) (XI) = (VII)+(X) as a % of (A+B+C)	Number of Locked in shares (XII)		Number of Shares pledged or otherwise encumbered (XIII)		Number of equity shares held in dematerialized form (XIV)	
									No. of Voting Rights			Total as a % of Total Voting rights			No. (a)	As a % of total Shares held (b)	No. (a)	As a % of total Shares held (b)		
									Class x	Class y	Total									
(1)	Indian																			
(a)	Individuals/Hindu undivided Family		4	130150	0	0	130150	53.12	130150	0	130150	53.12	0	53.12	0	0	0	0	0	0
	Nilesh Jatia	ACSPJ7080K		59250			59250	24.18	59250	0	59250	24.18	0	24.18	0	0	0	0	0	0
	Ashok Jatia	ACUPJ4368A		20700			20700	8.45	20700	0	20700	8.45	0	8.45	0	0	0	0	0	0
	Jyoti Jatia	ACSPJ7309R		38200			38200	15.59	38200	0	38200	15.59	0	15.59	0	0	0	0	0	0
	Pallavi Bhartiya	AMNPB1569J		12000			12000	4.90	12000	0	12000	4.90	0	4.90	0	0	0	0	0	0
(b)	Central Government/State Government(s)		0	0	0	0	0	0.000	0	0	0	0.000	0	0.000	0	0.000	0	0.000	0	0
(c)	Financial Institutions/Banks																			
(d)	Any Other																			
	Bodies Corporate		2	94050	0	0	94050	38	94050	0	94050	38.39	0	38.39	0	0	0	0	0	0
	Gladstone Agencies Ltd	AABCG0386P		46050			46050	18.80	46050		46050	18.80		18.80						
	Samvit Securities Private Limited	AAMCS8284R		48000			48000	19.59	48000		48000	19.59		19.59						
	Trusts																			
	Clearing Members																			
	Sub-Total (A)(1)		6	224200	0	0	224200	91.51	224200	0	224200	91.51	0	91.51	0	0	0	0	0	0
(2)	Foreign																			
(a)	Individuals (Non-Resident Individuals/Foreign Individuals)																			
(b)	Government																			
(c)	Institutions																			
(d)	Foreign Portfolio Investor																			
(e)	Any Other																			
	OCBs																			
	Sub-Total (A)(2)	0	0	0	0	0	0	0	0	0	0	0	0	0	0	0	0	0	0	0
	<b>Total Shareholding of Promoter and Promoter Group (A)=(A)(1)+(A)(2)</b>		<b>6</b>	<b>224200</b>	<b>0</b>	<b>0</b>	<b>224200</b>	<b>91.51</b>	<b>224200</b>	<b>0</b>	<b>224200</b>	<b>91.51</b>	<b>0</b>	<b>91.51</b>	<b>0</b>	<b>0</b>	<b>0</b>	<b>0</b>	<b>0</b>	<b>0</b>

For ACCURATE INVESTMENT COMPANY LTD.




MANAGING DIRECTOR





(b)	NBFCs registered with RBI																		
(c)	Employee Trusts																		
(d)	Overseas Depositors (holding DRs)(balancing figure)																		
(e)	Any Other																		
	Bodies Corporate																		
	QFI - Individual																		
	NRI - Repatriable																		
	NRI - Non-Repatriable																		
	OCBs																		
	Trusts																		
	Clearing Memebers																		
	IEPF Authority																		
	Unclaimed Shares A/c																		
	Sub-Total (B)(3)	3	20800	0	0	20800	8.49	20800	0	20800	8.49	0	0	0	0	0	0	0	0
	Total Public Shareholding (B)=(B)(1)+(B)(2)+(B)(3)	3	20800	0	0	20800	8.49	20800	0	20800	8.49	0	0	0	0	0	0	0	0

For ACCURATE INVESTMENT COMPANY LTD.



MANAGING DIRECTOR

**Table IV - Statement showing shareholding pattern of the Non Promoter - Non Public shareholder**

	Category & Name of shareholders (I)	PAN (II)	Nos. of shareholders (III)	No. of fully paid-up equity shares held (IV)	No. of partly paid-up equity shares held (V)	Nos. of shares underlying Depository Receipt (VI)	Total nos. shares held (VII) = (IV)+(V)+(VI)	Shareholding % calculated as per SCRR, 1957 As a % of (A+B+C2) (VIII)	Number of Voting Rights held in each class of securities (IX)			No. of Shares Underlying Outstanding convertible securities (Including Warrants) (X)	Shareholding as a % assuming full conversion of convertible securities (as a percentage of diluted share capital) (XI)= (VII)+(X) as a % of (A+B+C)	Number of Locked in shares (XII)		Number of Shares pledged or otherwise encumbered (XIII)		Number of equity shares held in dematerialized form (XIV)	
									No. of Voting Rights					Total as a % of Total Voting rights	No. (a)	As a % of total Shares held (b)	No. (a)		As a % of total Shares held (b)
									Class x	Class y	Total								
(1)	Custodian.DR Holder																		
(2)	Employee Benefit Trust (under SEBI (share based Employee Benefit) Regulations, 2014																		
	<b>Total Non-Promoter - Non-Public Shareholding (C)=(C)(1)+(C)(2)</b>																		

For ACCURATE INVESTMENT COMPANY LTD.


  
MANAGING DIRECTOR



**Table V - Statement showing shareholding details of significant beneficial owner**

		<i>Details of the significant beneficial owner (I)</i>			<i>Details of the registered owner (II)</i>			<i>Details of holding/ exercise of right of the SBO in the reporting company, whether direct or indirect :(III) Whether by virtue of:</i>				
Sr No.	Name	PAN/Passport No. in case of a foreign national	Nationality	Name	PAN/Passport No. in case of a foreign national	Nationality	Shares %	Voting rights %	Rights on distributable dividend or any other distribution %	Exercise of control	Exercise of significant influence	Date of creation / acquisition of significant beneficial interest (IV)

For ACCURATE INVESTMENT COMPANY LTD.



MANAGING DIRECTOR